



# ROYAL X8 HUNTING LONGBOW KIT OWNER'S MANUAL

**ROYAL SERIES**



sanlida archery

Jiaozuo Sanlida Archery Equipment Co., Ltd

Add: No.3033-2 Jiaohui Road, Shanyang District, Jiaozuo, Henan,  
China 454000

*sanlida*



# TABLE OF CONTENTS

|                                    |    |
|------------------------------------|----|
| Important Safety Information ..... | 01 |
| Bow Terminology & Bow Parts .....  | 05 |
| Installation .....                 | 06 |
| Limb Maintenance .....             | 08 |
| Warranty .....                     | 08 |



## THANK YOU FOR CHOOSING SANLIDA ARCHERY

Congratulations on the purchase of your new Sanlida recurve product. You will be pleased to know that you have just purchased the world's best cost-effective bow. With proper use and some basic maintenance, your new Sanlida recurve product will provide you with years of great shooting and reliability.

Archery is a very enjoyable form of recreation for people of all ages and abilities. It is important to note that archery equipment, when not used properly, can create a dangerous situation, including death and serious personal injury for the archer or those around them. It is up to you to be a responsible archer protecting both you and others when enjoying this great sport. Whether you are an experienced archer or have never shot a bow, you must **READ THIS ENTIRE MANUAL CAREFULLY BEFORE USING YOUR BOW**. Following all warnings and instructions contained in this manual will help ensure you and others have the safest and most enjoyable shooting experience possible. Keep this owner's manual handy and reference it often. Should you lose this manual you can find a current manual online at [www.sanlidaarchery.com](http://www.sanlidaarchery.com). Good luck and safe shooting!

### BOW OWNER'S PERSONAL INFO

Fill in the following personal bow record for your reference.

Sanlida Riser Model: \_\_\_\_\_

Sanlida Limb Model: \_\_\_\_\_

Purchased From: \_\_\_\_\_

Purchase Date: \_\_\_\_\_

Length: \_\_\_\_\_ Weight: \_\_\_\_\_

### IMPORTANT!

The sales receipt is your proof of date-of-purchase. Proof of date-of-purchase will be required if your bow ever needs warranty service.

## SAFETY INFORMATION

READ THIS MANUAL CAREFULLY BEFORE HANDLING OR USING YOUR SANLIDA BOW. YOU ARE RESPONSIBLE FOR ARCHERY SAFETY.

**⚠️WARNING:** Always read the warning labels and manufacturer's instructions of all products being used in conjunction with a Sanlida bow, including but not limited to all archery accessories and components directly attached to the bow or used in conjunction with the bow such as targets, arrows, release aids, etc.

**⚠️WARNING:** An adult should always supervise minors when they are handling or shooting a bow.

**⚠️WARNING:** Never use alcohol or drugs while handling or shooting your bow.

**⚠️WARNING:** Never lose hand of the bow riser while drawing the bow, holding the bow at full draw, or shooting the bow. It is important that you are able to maintain a consistent and secure grip on the bow riser without slippage of your hand on the bow grip. Use of items such as hand lotions, sunscreens, and insect repellents may limit your ability to maintain control of the grip.

**⚠️WARNING:** Always ensure that the area around your bow is clear of any objects to prevent items from being caught in the moving parts of the bow. When shooting your bow, never wear loose clothing, jewelry, or other items worn on your body that may get caught in the bow or bow string when the bow is shot.

**⚠️WARNING:** Never point or aim a bow at another person. Be sure of your target and what lies beyond. Never shoot arrows straight up into the air. Make sure that the path from where you are shooting to the target and beyond is free from people and objects.

**⚠️WARNING:** Never dry fire your bow. To dry fire your bow, means to shoot the bow without an arrow. Never try drawing a bow that is too heavy for your death or serious injury to you or others. If your bow is dry-fired there could

be both seen and unseen damage and it should be returned to an Authorized Sanlida Retailer for inspection before any further use.

**⚠WARNING:** Do not perform any maintenance, adjustments, or have any work performed of any kind on any part of your bow while drawing or during any other part of the shooting cycle. Do not allow others to work on or touch any part of your bow during the shooting cycle.

**⚠WARNING:** Never shoot a damaged arrow. Before each shot, inspect your arrows for damage. See the specific arrow manufacturer's warnings and instructions on proper arrow inspection methods. Discard all damaged arrows.

**⚠WARNING:** Never mechanically alter or modify your bow. Drilling holes, cutting, filing, or sanding are examples of mechanically altering your bow which will likely cause the bow to break and could cause death or serious injury.

**⚠WARNING:** Never draw or shoot a bow with frayed, worn, or damaged strings as it could break. Frayed, worn, or damaged bowstrings should be immediately replaced before the bow is used. Only Authorized Sanlida or use-branded strings should be used on your bow. Carefully inspect the string each time before shooting your bow.

**⚠WARNING:** Never expose your string to sharp objects such as knives or broadheads, or direct heat sources such as open flame or extremely hot objects as they could easily cut or cause the string to break.

**⚠WARNING:** Only use Authorized Sanlida manufactured replacement parts. Only Sanlida or a Authorized Sanlida Dealer should perform replacement of damaged parts. Failure to heed this warning could result in death or serious personal injury or death to yourself or bystanders.

**⚠WARNING:** Never expose your bow to extreme heat or prolonged moisture. Damage can occur to your bow from heat exposure, prolonged exposure to moisture and improper storage.

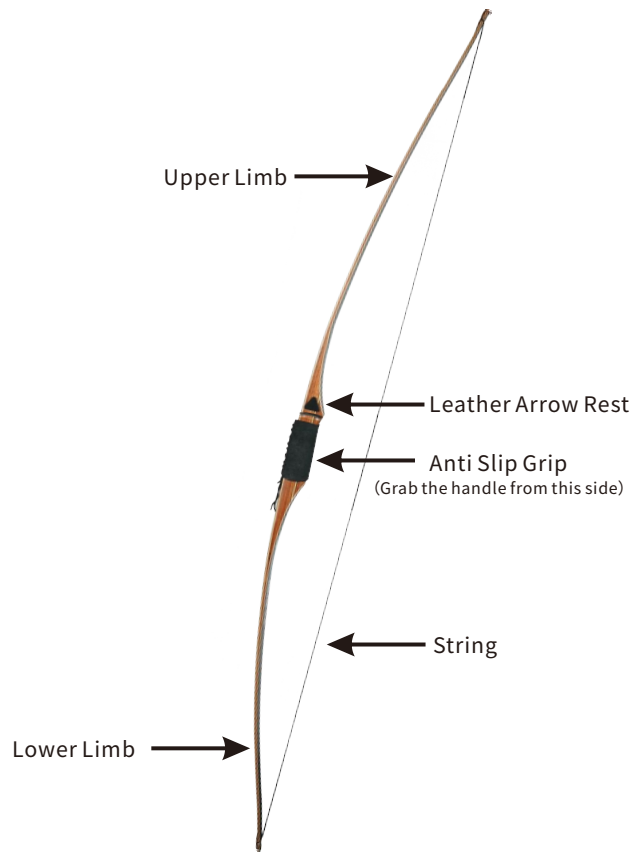
**⚠WARNING:** When handling and using a bow, including all stages of the bow being drawn to full draw, the bowstring being released, or the bow being let down, the archer and all bystanders must keep all body parts outside of the path of the bowstring and away from all moving parts.

**BE SURE OF YOUR TARGET.** Make sure that there are no persons, livestock, buildings or other objects behind or near your target. Be absolutely sure of your target in low light conditions.



**THANK YOU FOR  
CHOOSING SANLIDA ARCHERY**

## Bow Terminology



## Bow Parts & Setup

First, you need to make sure that you locate all of the contents for your Royal Bow. You should have the bow, 6 arrows, 2 string dampers, 1 stringer, 1 arm guard, 1 finger tab, and the bag. In order to get started, you need to hold the riser in your hand so that you can determine which side is up.



## Installation

### STEP1

Identify the upper and lower limbs, the label of poundage shown inside of the lower limb(Fig.1).



Fig.1

**STEP 2.1**

Check the string, identify the loops, the big loop for the upper limb, the small one for the lower limb(Fig.2).

**STEP 2.2**

Place the small loop into the groove of lower limb(Fig.3)



Fig.2

Fig.3

**STEP 2.3**

Place the small loop of stringer into the groove of lower limb together with string(Fig.4).

**STEP 2.4**

Let the stringer big loop onto the upper limb, then put the big loop of sting go through the stringer, and loop on the upper limb(Fig.5).



Fig.4

Fig.5

**STEP 2.5**

Step apart onto the stringer, pull the riser by right hand, use left hand to push the big loop into the groove of upper limb, then take off the stringer. (Fig.6 & Fig.7) .



Fig.6

Fig.7

After strung, pull the string around 10cm and slowly release(**Warning: Never dry fire your bow**), make sure all parts properly installed.

## **Limb Maintenance**

There is very few maintenance required with Sanlida limbs. However, a few simple steps can help keep them looking new and prevent minor problems. Sanlida limbs are water-resistant. Wooden limbs are potentially susceptible to moisture penetration if the protective finish is damaged (by a deep scratch, for example). The use of clear nail polish or clear automotive touch-up paint will help re-seal the limbs and prevent moisture problems. After use in wet conditions, towel dry your limbs and riser to prevent water damage (do not use a heat source).

## **Warranty**

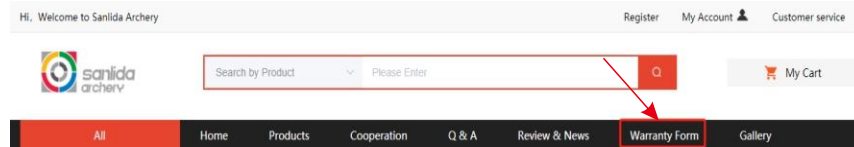
**PLEASE READ THIS DOCUMENT CAREFULLY. IT CONTAINS VERY IMPORTANT INFORMATION ABOUT YOUR RIGHTS AND OBLIGATIONS, AS WELL AS LIMITATIONS AND EXCLUSIONS THAT MAY APPLY TO YOU.**

Sanlida warrants to the ORIGINAL OWNER that Sanlida Bow will be free from defects in materials and workmanship for one year from date of purchase. Sanlida Bow warranty is regulated under the following terms and conditions:

1. The original owner must retain and provide an original and dated proof of purchase (sales receipt).

**THIS WARRANTY IS NOT TRANSFERABLE.**

2. THE ORIGINAL OWNER MUST REGISTER THE RISER OR LIMBS WITH Sanlida WITHIN 30 DAYS OF PURCHASE. To register your product, visit <https://www.sanlidaoutdoor.com> to complete the registration process online, or contact Sanlida at (86) 391-3216637 or [info@sanlidaarchery.com](mailto:info@sanlidaarchery.com) for assistance with registering your product.



**Exclusions from Warranty Coverage**

This Limited Warranty covers normal use of the product, and Sanlida does not warrant and is not responsible for:

1. The use of second hand products/accessories that alter Sanlida's specifications or design.
2. Damage to strings, damper materials, finish (including paint, anodize finishes etc.) resulting from normal wear-and tear.
3. If bow shows sign of misuse, alteration, or mishandling, this warranty will be void.
4. Use of arrows weighing less than 5 grains per pound of draw weight will void the warranty.
5. Damage to 'other' accessories in the kit.
6. Damage caused by dry fire & man-made.

**OBTAINING WARRANTY SERVICE**

To obtain warranty service, you must return your bow to a Authorized Sanlida Dealer. The dealer can help to determine if Sanlida factory service is required or if the dealer can complete the repair. Authorized Sanlida Retailers may provide additional services and apply additional charges for service work performed by the dealer. If Sanlida determines, that a bow qualifies for warranty repair, Sanlida will make every effort to repair the bow. Repairs may be performed with original parts when available. Sanlida reserves the right to make part substitutions on warranty coverage for any reason. If original parts are not available, suitable replacement parts/components may be used.


There is no other warranties expressed or implied that extend beyond those written here. No agent, employee or representative of Sanlida or its dealers have the authority to bind Sanlida to any Agreement not herein stated. In no event shall Sanlida or any Sanlida affiliate be liable to you or any other party for loss, damage, or injury of any kind beyond the bow itself.



## LET EVERYONE ENJOY ARCHERY SHOOTING

---

 Like us on facebook  
<https://www.facebook.com/Sanlidaarchery>

 Follow us on Instagram !  
<https://www.instagram.com/sanlidaarchery>

 Please search sanlida archery  
<https://www.youtube.com/@SanlidaArchery>

 Follow us on Tiktok! @Sanlidaarchery

No.3033-2 Jiaohui Road, Shanyang District, Jiaozuo, Henan, China 454000

TEL: +86-391-3216637 Email: [info@sanlidaarchery.com](mailto:info@sanlidaarchery.com)

[www.sanlidaoutdoor.com](http://www.sanlidaoutdoor.com)/[www.sanlidaarchery.com](http://www.sanlidaarchery.com)